






**PLACES 9 - 12**

	THOMAS MERCOU					JULES RISS					OLIVIER STETTLER					FRANCOIS DEBRADE					Victoires	Défaites	Points	Ranking
	ping	bad	squash	tennis	total	ping	bad	squash	tennis	total	ping	bad	squash	tennis	total	ping	bad	squash	tennis	total				
<b>THOMAS MERCOU</b>																					2	1	183	9
<b>JULES RISS</b>	17	12	21	10	60	17	12	21	10	60	1	0	0	0	1	21	7	5	0	33	1	2	97	12
<b>OLIVIER STETTLER</b>	14	21	21	2	58	0	0	0	0	0	21	21	8	21	71	13	11	21	4	49	1	2	97	11
<b>FRANCOIS DEBRADE</b>	21	7	21	16	65	11	21	0	0	32	13	11	21	4	49	21	21	8	21	71	2	1	164	10

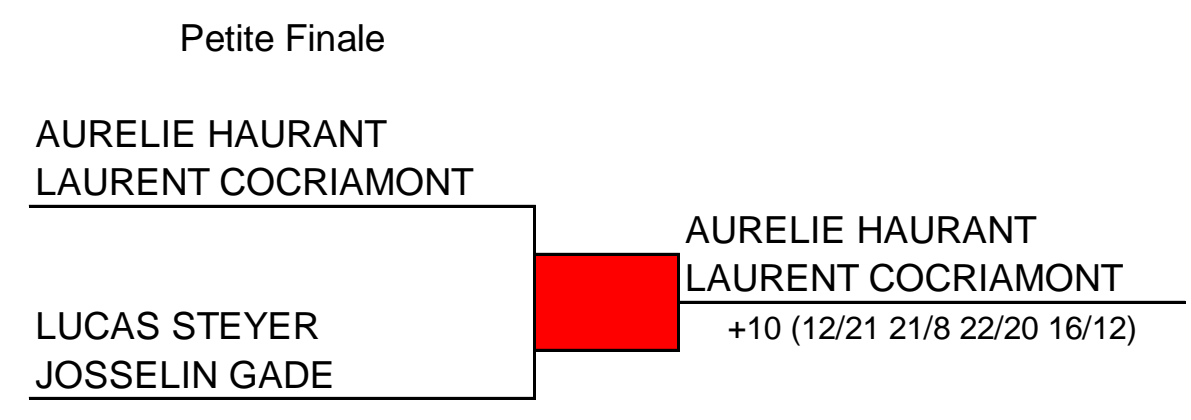
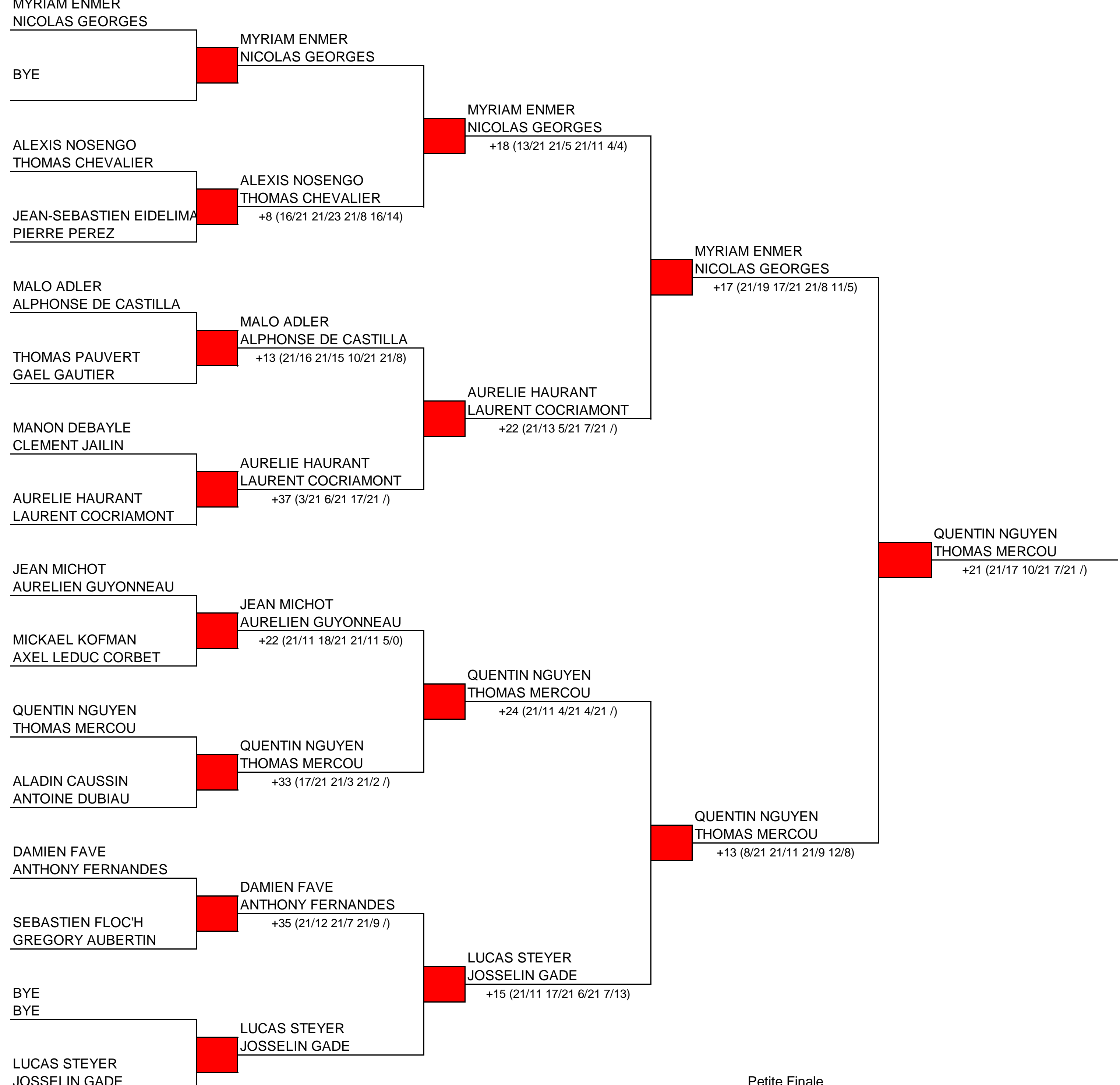
Classement Final	Points position
1 DAMIEN ANDRE	844
2 QUENTIN NGUYEN	726
3 NICOLAS GEORGES	682
4 LAURENT COCRIAMONT	587
5 AURELIEN GUYONNEAU	552
6 JOSSELIN GADE	474
7 JULIEN LEVEQUE-CLAUDET	446
8 JEAN-BRICE MONTAGNON	383
9 THOMAS MERCOU	368
10 FRANCOIS DEBRADE	317
11 OLIVIER STETTLER	298
12 JULES RISS	256
13	
14	
15	
16	

	pourcentages de points gagnés par sport			
	PING	BAD	SQUASH	TENNIS
DAMIEN ANDRE	60,0%	51,4%	63,6%	61,0%
BYE				
THOMAS MERCOU	51,5%	35,7%	61,4%	54,4%
JULIEN LEVEQUE-CLAUDET	39,4%	52,4%	48,6%	41,7%
LAURENT COCRIAMONT	53,7%	51,7%	61,0%	46,5%
JULES RISS	42,0%	63,6%	8,7%	32,3%
BYE				
AURELIEN GUYONNEAU	59,0%	43,1%	51,8%	44,6%
NICOLAS GEORGES	66,3%	45,3%	41,6%	69,2%
BYE				
JEAN-BRICE MONTAGNON	37,8%	58,7%	44,9%	22,2%
OLIVIER STETTLER	48,0%	27,6%	56,7%	48,1%
FRANCOIS DEBRADE	53,8%	55,7%	30,0%	59,2%
QUENTIN NGUYEN	33,6%	65,6%	63,9%	52,2%
BYE				
JOSSELIN GADE	53,0%	41,1%	33,3%	40,0%

simple Dames A

	MYRIAM ENMER [2]					AURELIE HAURANT [6]					AMANDINE SOUIN [7]					FANNY ES SAYED [WC]					Victoires	Défaites	Points	Ranking					
	ping	bad	squash	tennis	total	ping	bad	squash	tennis	total	ping	bad	squash	tennis	total	ping	bad	squash	tennis	total									
																													
MYRIAM ENMER [2]						14	24	21	0	59	115	6	23	13	2	59	74	21	4	6	0	31	34	3	0	196	1		
						21	22	4	0	47		21	21	21	21	84		12	21	21	11	65							
AURELIE HAURANT [6]	21	22	21		64	115						3	19	21	10	53	35	17	7	5	4	33	75	2	1	192	2		
	14	24	4		42							21	21	13	21	76		21	21	21	11	74							
AMANDINE SOUIN [7]	21	21	21	21	84	74	21	21	13	21	76	35						wo	0	0	0	0	117	1	2	97	3		
	6	23	13	2	44		3	19	21	10	53							0	0	0	0	0							
FANNY ES SAYED [WC]	12	21	21	11	65	34	21	21	21	11	74	75						wo				0	117	0	3	64	4		
	21	4	6	0	31		17	7	5	4	33							wo				0							

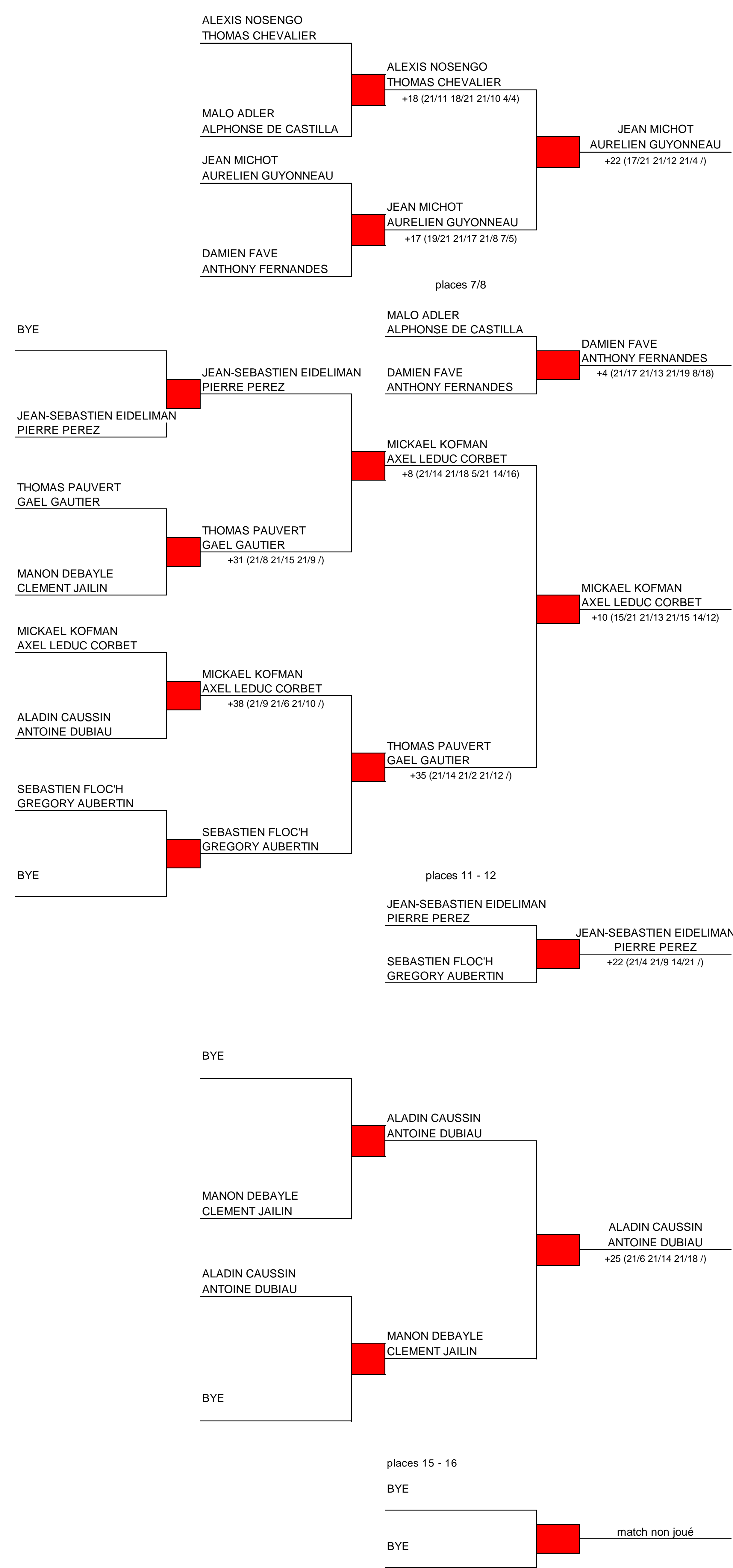
8èmes de finale      quarts de finale      demi-finale      finale      classement



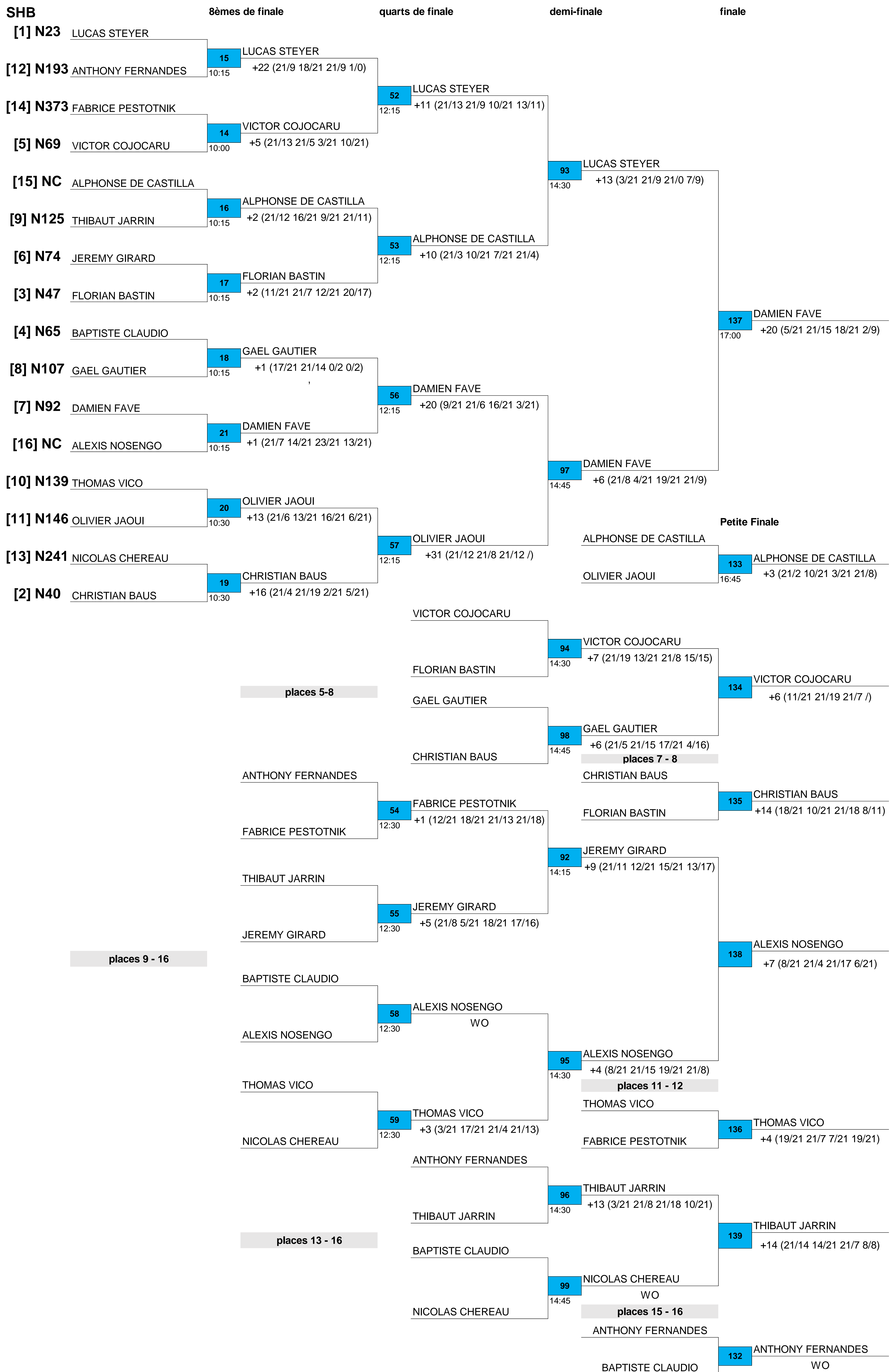
places 5-8

places 9 - 16

places 13 - 16







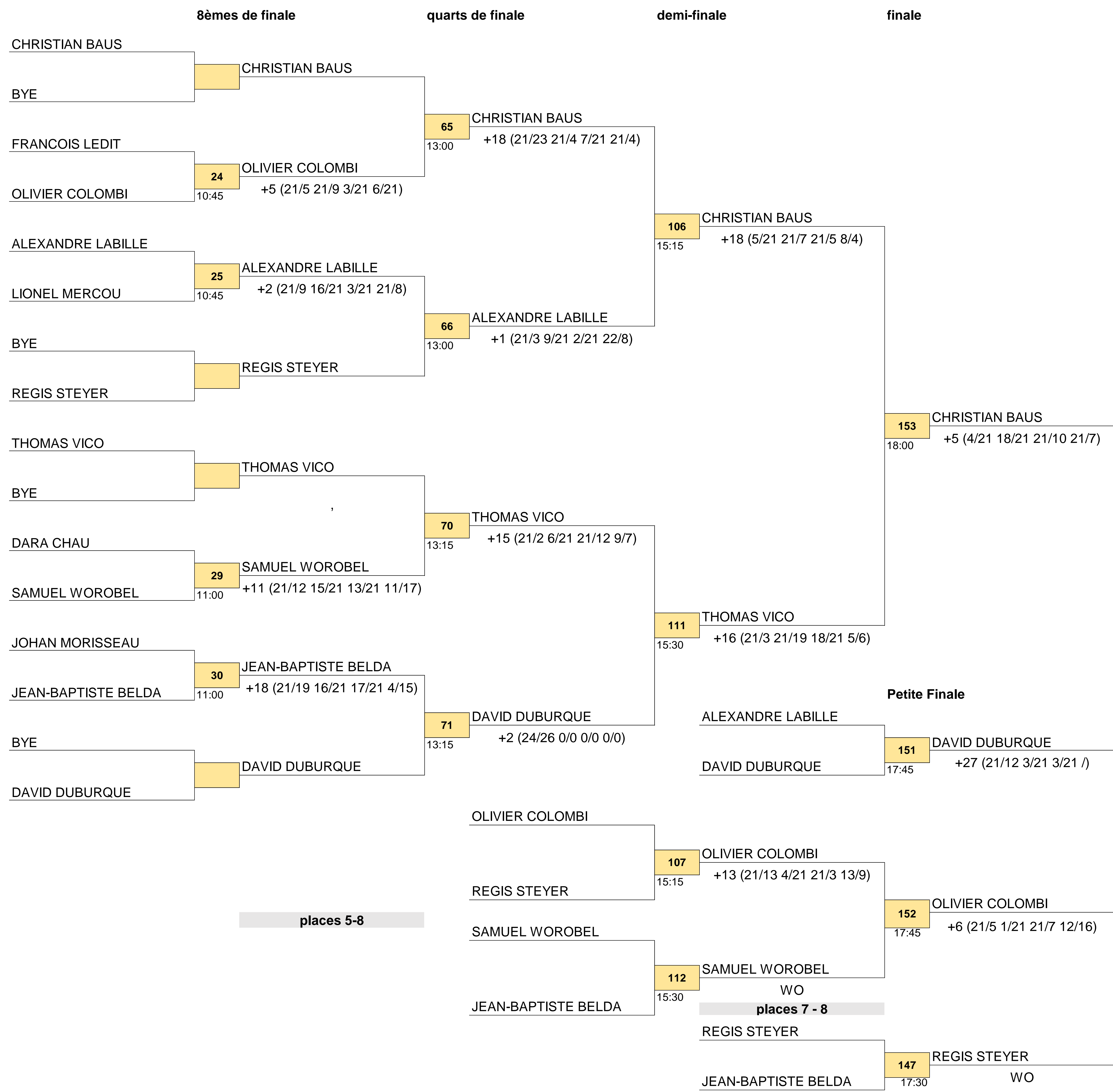
Classement final	
1	QUENTIN NGUYEN THOMAS MERCOU
2	MYRIAM ENMER NICOLAS GEORGES
3	AURELIE HAURANT LAURENT COCRIAMONT
4	LUCAS STEYER JOSSELIN GADE
places 5 - 6	
5	JEAN MICHOT AURELIEN GUYONNEAU
6	ALEXIS NOSENGO THOMAS CHEVALIER
places 7-8	
7	DAMIEN FAVE ANTHONY FERNANDES
8	MALO ADLER ALPHONSE DE CASTILLA
places 9-10	
9	MICKAEL KOFMAN AXEL LEDUC CORBET
10	THOMAS PAUVERT GAEL GAUTIER
places 11-12	
11	JEAN-SEBASTIEN EIDELIMAN PIERRE PEREZ
12	SEBASTIEN FLOCH GREGORY AUBERTIN
places 13-14	
13	ALADIN CAUSSIN ANTOINE DUBIAU
14	MANON DEBAYLE CLEMENT JAILIN
places 15-16	
15	
16	




Classement Final	Points position	pourcentages de points gagnés par sport			
		PING	BAD	SQUASH	TENNIS
1 DAMIEN FAVE	295	43,9%	60,0%	57,9%	44,2%
2 LUCAS STEYER	254	28,9%	56,1%	49,5%	43,7%
3 ALPHONSE DE CASTILLA	239	59,0%	59,5%	31,1%	42,9%
4 OLIVIER JAOUI	205	41,4%	36,9%	75,0%	55,3%
5 VICTOR COJOCARU	193	80,8%	34,9%	18,4%	70,6%
6 GAEL GAUTIER	166	62,0%	37,8%	57,4%	50,9%
7 CHRISTIAN BAUS	156	31,1%	75,0%	51,4%	46,5%
8 FLORIAN BASTIN	134	45,2%	47,6%	55,0%	39,6%
9 ALEXIS NOSENGO	129	42,6%	60,0%		
10 JEREMY GIRARD	111	57,1%	54,3%	40,0%	19,6%
11 THOMAS VICO	104	74,3%	31,7%	52,5%	64,6%
12 FABRICE PESTOTNIK	90	42,7%	47,9%	46,7%	70,0%
13 THIBAUT JARRIN	84	55,0%	38,2%	60,8%	43,1%
14 NICOLAS CHEREAU	72	33,0%	70,6%	62,7%	44,2%
15 ANTHONY FERNANDES	68	66,7%	55,8%	17,1%	34,2%
16 BAPTISTE CLAUDIO	59	34,1%	46,3%	54,1%	73,8%

Simple dames B

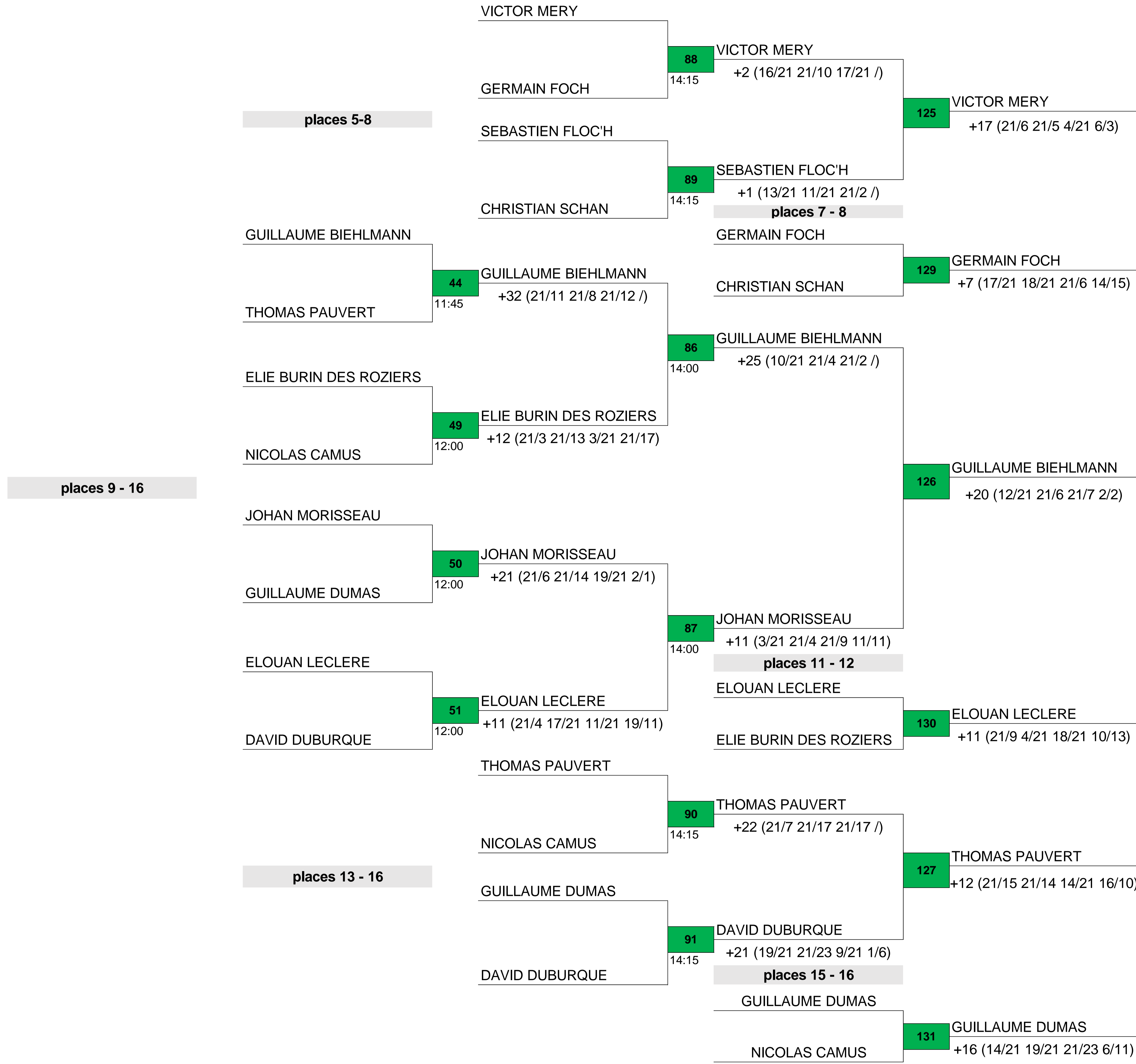
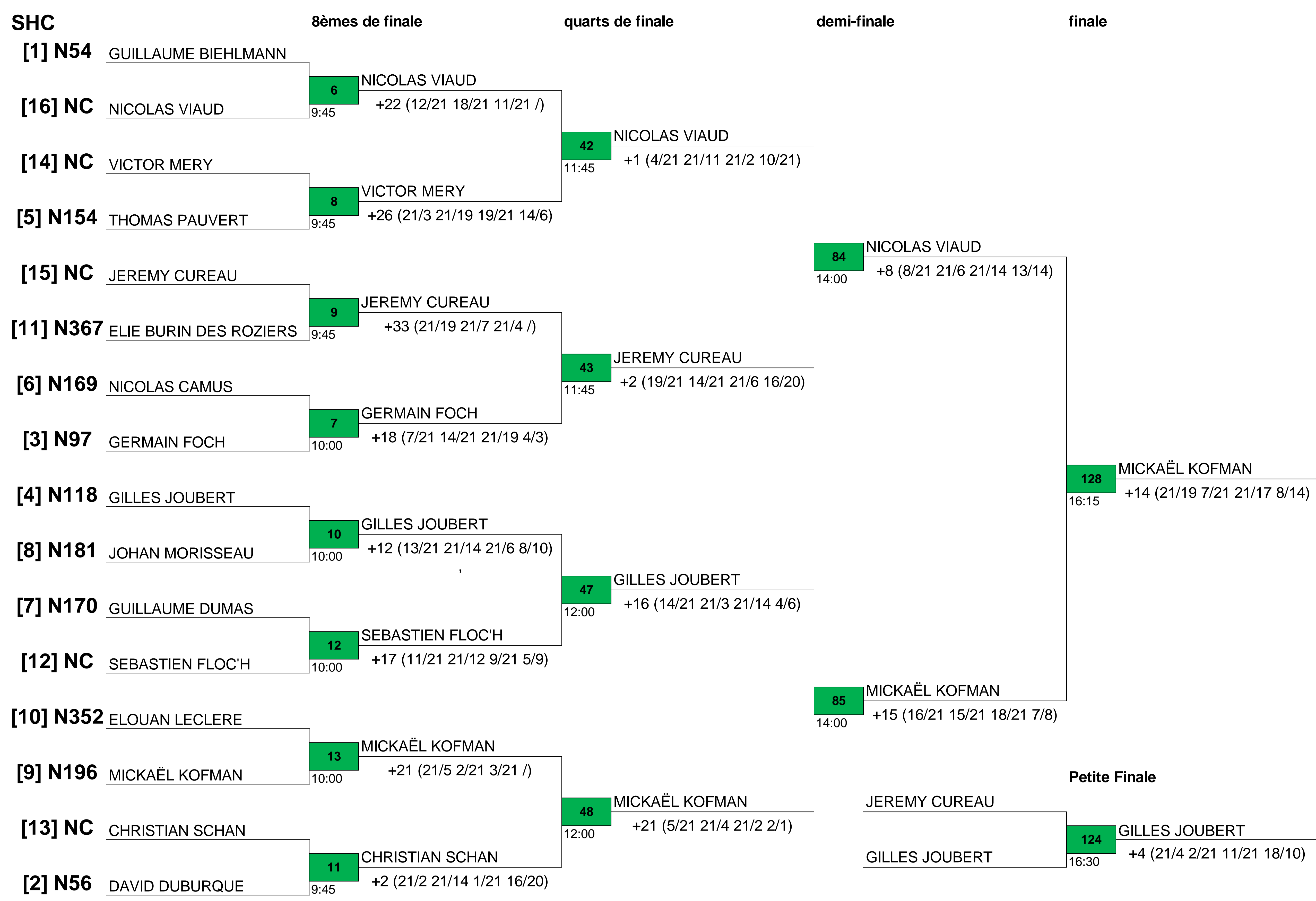
	PERRINE COLOMBI [8]					MANON DEBAYLE [13]					AURORE LAINE [26]					DELPHINE BATIOT [91]					Victoires	Défaites	Points	Ranking																												
	ping	bad	squash	tennis	total	ping	bad	squash	tennis	total	ping	bad	squash	tennis	total	ping	bad	squash	tennis	total																																
																																																				
PERRINE COLOMBI [8]	<table border="1"> <tr><td>14</td><td>16</td><td>15</td><td>0</td><td>45</td><td rowspan="2">114</td></tr> <tr><td>21</td><td>21</td><td>15</td><td>0</td><td>57</td></tr> </table>					14	16	15	0	45	114	21	21	15	0	57	<table border="1"> <tr><td>6</td><td>21</td><td>6</td><td>4</td><td>52</td><td rowspan="2">76</td></tr> <tr><td>21</td><td>16</td><td>21</td><td>21</td><td>79</td></tr> </table>					6	21	6	4	52	76	21	16	21	21	79	<table border="1"> <tr><td>13</td><td>15</td><td>6</td><td>16</td><td>50</td><td rowspan="2">36</td></tr> <tr><td>21</td><td>21</td><td>21</td><td>21</td><td>84</td></tr> </table>					13	15	6	16	50	36	21	21	21	21	84	3	0	220	1
14	16	15	0	45	114																																															
21	21	15	0	57																																																
6	21	6	4	52	76																																															
21	16	21	21	79																																																
13	15	6	16	50	36																																															
21	21	21	21	84																																																
																																																				
MANON DEBAYLE [13]	<table border="1"> <tr><td>21</td><td>21</td><td>21</td><td>4</td><td>67</td><td rowspan="2">114</td></tr> <tr><td>14</td><td>16</td><td>15</td><td>0</td><td>45</td></tr> </table>					21	21	21	4	67	114	14	16	15	0	45	<table border="1"> <tr><td>10</td><td>21</td><td>4</td><td>3</td><td>38</td><td rowspan="2">37</td></tr> <tr><td>21</td><td>18</td><td>21</td><td>21</td><td>81</td></tr> </table>					10	21	4	3	38	37	21	18	21	21	81	<table border="1"> <tr><td>12</td><td>7</td><td>4</td><td>5</td><td>28</td><td rowspan="2">77</td></tr> <tr><td>21</td><td>21</td><td>21</td><td>11</td><td>74</td></tr> </table>					12	7	4	5	28	77	21	21	21	11	74	2	1	200	2
21	21	21	4	67	114																																															
14	16	15	0	45																																																
10	21	4	3	38	37																																															
21	18	21	21	81																																																
12	7	4	5	28	77																																															
21	21	21	11	74																																																
																																																				
AURORE LAINE [26]	<table border="1"> <tr><td>21</td><td>16</td><td>21</td><td>21</td><td>79</td><td rowspan="2">76</td></tr> <tr><td>6</td><td>21</td><td>6</td><td>4</td><td>37</td></tr> </table>					21	16	21	21	79	76	6	21	6	4	37	<table border="1"> <tr><td>21</td><td>18</td><td>21</td><td>21</td><td>81</td><td rowspan="2">37</td></tr> <tr><td>10</td><td>21</td><td>4</td><td>3</td><td>38</td></tr> </table>					21	18	21	21	81	37	10	21	4	3	38	<table border="1"> <tr><td>21</td><td>8</td><td>14</td><td>22</td><td>65</td><td rowspan="2">116</td></tr> <tr><td>15</td><td>21</td><td>21</td><td>7</td><td>64</td></tr> </table>					21	8	14	22	65	116	15	21	21	7	64	0	3	139	4
21	16	21	21	79	76																																															
6	21	6	4	37																																																
21	18	21	21	81	37																																															
10	21	4	3	38																																																
21	8	14	22	65	116																																															
15	21	21	7	64																																																
																																																				
DELPHINE BATIOT [91]	<table border="1"> <tr><td>21</td><td>21</td><td>21</td><td>21</td><td>84</td><td rowspan="2">36</td></tr> <tr><td>13</td><td>15</td><td>6</td><td>16</td><td>50</td></tr> </table>					21	21	21	21	84	36	13	15	6	16	50	<table border="1"> <tr><td>21</td><td>21</td><td>21</td><td>11</td><td>74</td><td rowspan="2">77</td></tr> <tr><td>12</td><td>7</td><td>4</td><td>5</td><td>28</td></tr> </table>					21	21	21	11	74	77	12	7	4	5	28	<table border="1"> <tr><td>15</td><td>21</td><td>21</td><td>7</td><td>64</td><td rowspan="2">116</td></tr> <tr><td>21</td><td>8</td><td>14</td><td>22</td><td>65</td></tr> </table>					15	21	21	7	64	116	21	8	14	22	65	1	2	143	3
21	21	21	21	84	36																																															
13	15	6	16	50																																																
21	21	21	11	74	77																																															
12	7	4	5	28																																																
15	21	21	7	64	116																																															
21	8	14	22	65																																																



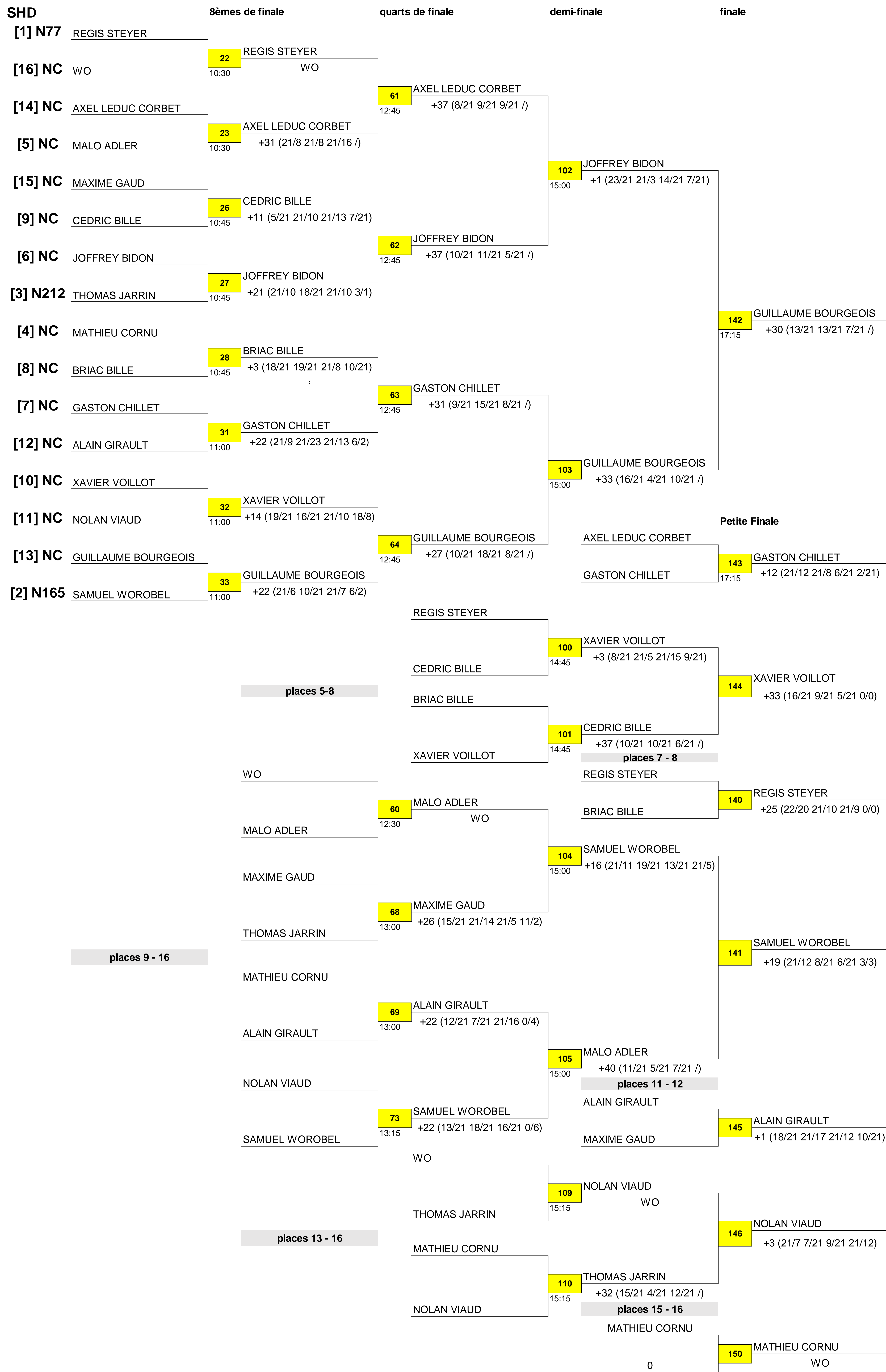
PLACES 9 - 12																				Victoires	Défaites	Points	Ranking	
	FRANCOIS LEDIT					LIONEL MERCOU					DARA CHAU					JOHAN MORISSEAU								
	Ping	bad	squash	tennis	total	Ping	bad	squash	tennis	total	Ping	bad	squash	tennis	total	Ping	bad	squash	tennis	total				
FRANCOIS LEDIT						9	7	21	0	37	3	21	21	16	61	11	21	1	1	34	1	2	132	11
LIONEL MERCOU	21	21	13		55	21	21	13	0	55	1	0	0	0	1	1	0	0	0	1	0	3	37	12
DARA CHAU	21	11	7	7	46	0				0	21	5	21	21	68	2	1	1	1	64	2	1	126	10
JOHAN MORISSEAU	21	10	0	0	31	0				0	19	21	10	14	64	3	0	1	1	34	3	0	103	9

Classement Final	Points position
1 CHRISTIAN BAUS	103
2 THOMAS VICO	89
3 DAVID DUBURQUE	84
4 ALEXANDRE LABILLE	72
5 OLIVIER COLOMBI	68
6 SAMUEL WROBEL	58
7 REGIS STEYER	55
8 JEAN-BAPTISTE BELDA	47
9 JOHAN MORISSEAU	45
10 DARA CHAU	39
11 FRANCOIS LEDIT	36
12 LIONEL MERCOU	31
13	
14	
15	
16	

	pourcentages de points gagnés par sport			
	%P	%B	%S	%T
CHRISTIAN BAUS	32,7%	65,2%	57,6%	76,9%
BYE				
FRANCOIS LEDIT	76,7%	70,0%	12,5%	22,2%
OLIVIER COLOMBI	53,8%	17,6%	80,8%	49,0%
ALEXANDRE LABILLE	74,3%	29,4%	13,4%	66,2%
LIONEL MERCOU	32,4%	56,8%	87,5%	27,6%
BYE				
REGIS STEYER	29,5%	76,4%	51,1%	32,7%
THOMAS VICO	86,7%	45,3%	47,6%	38,2%
BYE				
DARA CHAU	63,6%	41,7%	38,2%	39,3%
SAMUEL WROBEL	24,1%	74,1%	42,1%	55,6%
JOHAN MORISSEAU	52,5%	43,2%	44,7%	21,1%
JEAN-BAPTISTE BELDA	47,3%	56,8%	55,3%	78,9%
BYE				
DAVID DUBURQUE	39,1%	62,5%	66,7%	54,5%



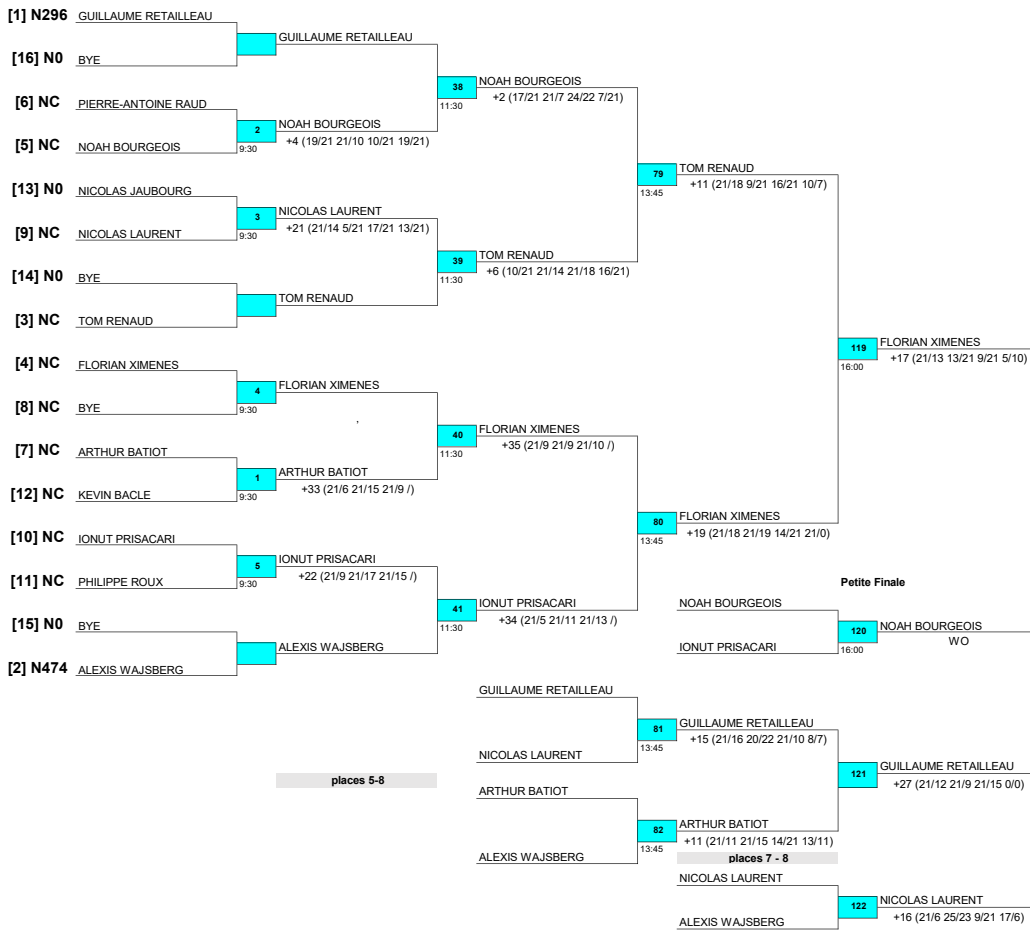
Classement Final	Points position	pourcentages de points gagnés par sport			
		PING	BAD	SQUASH	TENNIS
1 MICKAËL KOFMAN	103	42,6%	67,5%	63,8%	50,0%
2 NICOLAS VIAUD	89	42,5%	55,6%	65,6%	38,8%
3 GILLES JOUBERT	84	69,9%	57,4%	33,3%	68,3%
4 JEREMY CUREAU	72	46,7%	48,6%	46,6%	47,8%
5 VICTOR MERY	68	61,2%	38,1%	56,3%	52,7%
6 SEBASTIEN FLOCH	58	65,6%	32,1%	24,3%	50,8%
7 GERMAIN FOCH	55	27,0%	42,9%	54,8%	43,5%
8 CHRISTIAN SCHAN	47	55,9%	50,0%	50,8%	51,4%
9 GUILLAUME BIEHLMANN	45	35,9%	66,1%	60,9%	40,8%
10 JOHAN MORISSEAU	39	55,9%	50,8%	42,4%	53,2%
11 ELOUAN LECLERE	36	42,5%	50,7%	43,1%	43,9%
12 ELIE BURIN DES ROZIERS	31	47,7%	27,0%	68,1%	54,5%
13 THOMAS PAUVERT	29	68,6%	39,6%	35,2%	57,3%
14 DAVID DUBURQUE	25	38,8%	75,0%	64,5%	60,0%
15 GUILLAUME DUMAS	24	69,4%	51,1%	11,6%	47,1%
16 NICOLAS CAMUS	20	33,9%	47,4%	70,6%	47,5%



Classement Final	Points position	
1	GUILLAUME BOURGEOIS	36
2	JOFFREY BIDON	31
3	GASTON CHILLET	29
4	AXEL LEDUC CORBET	25
5	XAVIER VOILLOT	24
6	CEDRIC BILLE	20
7	REGIS STEYER	19
8	BRIAC BILLE	16
9	SAMUEL WOROBEL	16
10	MALO ADLER	14
11	ALAIN GIRAULT	13
12	MAXIME GAUD	11
13	NOLAN VIAUD	10
14	THOMAS JARRIN	9
15	MATHIEU CORNU	8
16		

	pourcentages de points gagnés par sport			
	%P	%B	%S	%T
REGIS STEYER	38,8%	58,6%	53,1%	30,0%
WO				
AXEL LEDUC CORBET	63,7%	75,0%	48,1%	17,6%
MALO ADLER	53,6%	35,7%	35,7%	75,0%
MAXIME GAUD	36,8%	58,3%	66,1%	33,7%
CEDRIC BILLE	55,3%	29,4%	31,1%	72,4%
JOFFREY BIDON	54,3%	42,6%	58,3%	75,0%
THOMAS JARRIN	55,1%	41,2%	27,6%	48,0%
MATHIEU CORNU	42,3%	32,3%	54,5%	28,6%
BRIAC BILLE	42,3%	40,6%	27,0%	67,7%
GASTON CHILLET	53,8%	40,3%	60,3%	87,1%
ALAIN GIRAULT	46,3%	48,5%	36,4%	62,8%
XAVIER VOILLOT	51,1%	55,5%	62,8%	69,2%
NOLAN VIAUD	44,9%	62,8%	51,9%	30,8%
GUILLAUME BOURGEOIS	65,1%	56,6%	72,4%	75,0%
SAMUEL WOROBEL	47,6%	67,2%	58,3%	55,0%





**PLACES 9 - 12**






	PIERRE-ANTOINE RAUD					NICOLAS JAUBOURG					KEVIN BACLE					PHILIPPE ROUX					Victoires	Défaites	Points	Ranking
	Pink	Red	Squash	Tennis	Total	Pink	Red	Squash	Tennis	Total	Pink	Red	Squash	Tennis	Total	Pink	Red	Squash	Tennis	Total				
<b>PIERRE-ANTOINE RAUD</b>						11	10	12	0	33	9	16	12	0	37	18	22	21	14	75	2	1		10
						21	21	21	0	63	21	21	21	0	63	21	20	12	10	63				
<b>NICOLAS JAUBOURG</b>						13	16	11	0	40	21	21	21	0	63	9	17	10	0	36	1	2		11
						11	10	12		33	21	21	21		63	2	5	3	0	10				
<b>KEVIN BACLE</b>						21	21	21	0	63	2	5	3	0	10	2	5	3	0	10	0	3		12
						9	16	12		37	13	16	11		40									
<b>PHILIPPE ROUX</b>						21	20	12	10	63	9	17	10		36	2	5	3		10	3	0		9
						18	22	21	14	75	21	21	21		63	21	21	21		63				

Classement Final	Points position	
1	FLORIAN XIMENES	13
2	TOM RENAUD	11
3	NOAH BOURGEOIS	10
4	IONUT PRISACARI	9
5	GUILLAUME RETAILLEAU	8
6	ARTHUR BATIOU	7
7	NICOLAS LAURENT	7
8	ALEXIS WAJSBERG	6
9	PHILIPPE ROUX	6
10	PIERRE-ANTOINE RAUD	5
11	NICOLAS JAUBOURG	4
12	KEVIN BACLE	4
13		
14		
15		
16		

pourcentages de points gagnés par sport

	%P	%B	%S	%T
GUILLAUME RETAILLEAU	55,0%	62,0%	58,4%	34,9%
BYE				
PIERRE-ANTOINE RAUD	55,0%	59,6%	44,3%	47,0%
NOAH BOURGEOIS	54,2%	29,2%	51,8%	61,2%
NICOLAS JAUBOURG	52,5%	38,3%	48,5%	36,1%
NICOLAS LAURENT	46,9%	58,9%	44,2%	56,0%
BYE				
TOM RENAUD	57,9%	48,5%	45,3%	47,8%
FLORIAN XIMENES	54,3%	60,6%	58,3%	86,1%
BYE				
ARTHUR BATIOU	51,6%	45,5%	45,5%	54,2%
KEVIN BACLE	25,0%	36,4%	26,7%	
IONUT PRISACARI	62,2%	55,5%	60,0%	
PHILIPPE ROUX	52,2%	56,6%	61,3%	58,3%
BYE				
ALEXIS WAJSBERG	27,3%	42,2%	55,6%	36,2%

TABLEAU JEUNES

	ARTHUR BATIOU					THOMAS LABILLE					NOA WROBEL					MARTIN LEDIT					Victoires	Défaites	Points	Ranking																												
	ping	bad	squash	tennis	total	ping	bad	squash	tennis	total	ping	bad	squash	tennis	total	ping	bad	squash	tennis	total																																
																																																				
ARTHUR BATIOU	 <table border="1"> <tr> <td>21</td> <td>8</td> <td>5</td> <td>0</td> <td>34</td> <td rowspan="2">115</td> </tr> <tr> <td>19</td> <td>21</td> <td>21</td> <td>0</td> <td>61</td> </tr> </table>					21	8	5	0	34	115	19	21	21	0	61	<table border="1"> <tr> <td>11</td> <td>21</td> <td>5</td> <td>16</td> <td>53</td> <td rowspan="2">74</td> </tr> <tr> <td>21</td> <td>7</td> <td>21</td> <td>11</td> <td>60</td> </tr> </table>					11	21	5	16	53	74	21	7	21	11	60	<table border="1"> <tr> <td>8</td> <td>21</td> <td>8</td> <td>2</td> <td>39</td> <td rowspan="2">34</td> </tr> <tr> <td>21</td> <td>12</td> <td>21</td> <td>5</td> <td>59</td> </tr> </table>					8	21	8	2	39	34	21	12	21	5	59	3	0	180	1
21	8	5	0	34	115																																															
19	21	21	0	61																																																
11	21	5	16	53	74																																															
21	7	21	11	60																																																
8	21	8	2	39	34																																															
21	12	21	5	59																																																
THOMAS LABILLE	<table border="1"> <tr> <td>19</td> <td>21</td> <td>21</td> <td></td> <td>61</td> <td rowspan="2">115</td> </tr> <tr> <td>21</td> <td>8</td> <td>5</td> <td></td> <td>34</td> </tr> </table>					19	21	21		61	115	21	8	5		34	 <table border="1"> <tr> <td>5</td> <td>21</td> <td>14</td> <td>5</td> <td>45</td> <td rowspan="2">35</td> </tr> <tr> <td>21</td> <td>4</td> <td>21</td> <td>16</td> <td>62</td> </tr> </table>					5	21	14	5	45	35	21	4	21	16	62	<table border="1"> <tr> <td>4</td> <td>21</td> <td>16</td> <td>0</td> <td>41</td> <td rowspan="2">75</td> </tr> <tr> <td>21</td> <td>15</td> <td>21</td> <td>6</td> <td>63</td> </tr> </table>					4	21	16	0	41	75	21	15	21	6	63	2	1	159	2
19	21	21		61	115																																															
21	8	5		34																																																
5	21	14	5	45	35																																															
21	4	21	16	62																																																
4	21	16	0	41	75																																															
21	15	21	6	63																																																
NOA WROBEL	<table border="1"> <tr> <td>21</td> <td>7</td> <td>21</td> <td>11</td> <td>60</td> <td rowspan="2">74</td> </tr> <tr> <td>11</td> <td>21</td> <td>5</td> <td>16</td> <td>53</td> </tr> </table>					21	7	21	11	60	74	11	21	5	16	53	 <table border="1"> <tr> <td>21</td> <td>4</td> <td>21</td> <td>16</td> <td>62</td> <td rowspan="2">35</td> </tr> <tr> <td>5</td> <td>21</td> <td>14</td> <td>5</td> <td>45</td> </tr> </table>					21	4	21	16	62	35	5	21	14	5	45	 <table border="1"> <tr> <td>22</td> <td>5</td> <td>21</td> <td>0</td> <td>48</td> <td rowspan="2">117</td> </tr> <tr> <td>20</td> <td>21</td> <td>16</td> <td>13</td> <td>70</td> </tr> </table>					22	5	21	0	48	117	20	21	16	13	70	1	2	168	3
21	7	21	11	60	74																																															
11	21	5	16	53																																																
21	4	21	16	62	35																																															
5	21	14	5	45																																																
22	5	21	0	48	117																																															
20	21	16	13	70																																																
MARTIN LEDIT	<table border="1"> <tr> <td>21</td> <td>12</td> <td>21</td> <td>5</td> <td>59</td> <td rowspan="2">34</td> </tr> <tr> <td>8</td> <td>21</td> <td>8</td> <td>2</td> <td>39</td> </tr> </table>					21	12	21	5	59	34	8	21	8	2	39	<table border="1"> <tr> <td>21</td> <td>15</td> <td>21</td> <td>6</td> <td>63</td> <td rowspan="2">75</td> </tr> <tr> <td>4</td> <td>21</td> <td>16</td> <td>0</td> <td>41</td> </tr> </table>					21	15	21	6	63	75	4	21	16	0	41	<table border="1"> <tr> <td>20</td> <td>21</td> <td>16</td> <td>13</td> <td>70</td> <td rowspan="2">117</td> </tr> <tr> <td>22</td> <td>5</td> <td>21</td> <td>0</td> <td>48</td> </tr> </table>					20	21	16	13	70	117	22	5	21	0	48	0	3	128	4
21	12	21	5	59	34																																															
8	21	8	2	39																																																
21	15	21	6	63	75																																															
4	21	16	0	41																																																
20	21	16	13	70	117																																															
22	5	21	0	48																																																